

WALK IN CLOSETS for BEDROOM



Location **New Hampshire**
<https://www.genclassifieds.com/x-315872-z>

Do you wish you had more "storage space" in your Bedroom, Kitchen or Bathroom?











Are your closets "if any" very small and cluttered? And your bureau and dresser are so tightly packed with clothes that you're using plastic bins for underwear and shoes stacked against the walls in your bedroom or under your bed?

You always dreamed of having that: "beautiful organized bedroom walk in closet" to hang all your dresses, suits, shirts, pants and coats with "slide out draws" for socks, underwear and tee shirts along with shoes, sneakers and boots neatly on "wall shoe racks" for easy access.

Make your dream come true! If you have a "huge bedroom", then there's no problem in adding a "walk in closet". If you have a small bedroom, then the next alternative is looking at utilizing some of your living or dining room area "or" a room next to your bedroom (you may have a room next to it such as a breeze way or hallway just storing stuff).

Once a space is found to use as a "walk in closet", wall partition(s) is built, electrical, sheet rocked, taped, sanded, primed and finish coat painted (or stained wood trim) matching the bedroom paint walls and trim or your choice of color. Install a new door matching the existing ones in the house "or" you can have choices of: pocket doors (which "slides into the wall(s)" so there's: "no in swing" going into the new closet area blocking shelves or racks etc. "or" Glass French Doors that open out to the bedroom for that elegant look (bi- fold doors are also optional). A licensed electrician will install flush mount ceiling lights with switch and wall plugs. Finish off with wood trim around door(s) and aseboard molding along walls.

Here are some of the "SPECIALTIES" I do that may interest you:

 <p>WALK IN CLOSETS for BEDROOM</p> <p>https://www.genclassifieds.com/x-315872-z</p>	 <p>WALK IN CLOSETS for BEDROOM</p> <p>https://www.genclassifieds.com/x-315872-z</p>	 <p>WALK IN CLOSETS for BEDROOM</p> <p>https://www.genclassifieds.com/x-315872-z</p>	 <p>WALK IN CLOSETS for BEDROOM</p> <p>https://www.genclassifieds.com/x-315872-z</p>	 <p>WALK IN CLOSETS for BEDROOM</p> <p>https://www.genclassifieds.com/x-315872-z</p>	 <p>WALK IN CLOSETS for BEDROOM</p> <p>https://www.genclassifieds.com/x-315872-z</p>	 <p>WALK IN CLOSETS for BEDROOM</p> <p>https://www.genclassifieds.com/x-315872-z</p>	 <p>WALK IN CLOSETS for BEDROOM</p> <p>https://www.genclassifieds.com/x-315872-z</p>	 <p>WALK IN CLOSETS for BEDROOM</p> <p>https://www.genclassifieds.com/x-315872-z</p>	 <p>WALK IN CLOSETS for BEDROOM</p> <p>https://www.genclassifieds.com/x-315872-z</p>
---	--	--	--	---	--	--	--	--	--

access and toy less. Wooden doors are optional and when closed, hides toy bins when not in use. Height varies the height of the kids for their easy access in sliding bins in or out and usually ends with a top shelf that holds: TV, clock, pictures and lamps. "Custom Wooden Toy Boxes" also are excellent to put into other rooms of the house for fast clean up before company arrives!

EXTRAS

- 1). Custom Design and Built on Premises: wood shoe racks, tie racks, drawers, coat & shirt closet poles, "fold up wall seat" attached to wall for dressing and wall mirrors.
- 2). MODIFIYNG YOUR EXISTING CLOSET: Is your existing closet unorganized? Are you tired of wrinkled clothes and wished they were in draws? Are shoes just thrown in a pile collecting dust? Why not modify the space you have now and design it "your way"!
- 3). HIDDEN IRONING BOARD: Get rid of that old metal iron board in your closet! It's big, bulky, shaky and takes up a lot of space in that little closet. Have a brand new iron board unit installed right into your wall with door. Simply open door, pull iron board down and start ironing. Unit has optional light, iron holder, sleeve board and your iron plugs right into the unit. When done, simply pick up iron board and close door! Put one in your bedroom or better still, in your walk in closet!
- 4). Hidden Wall Safe(s): Cut out sheetrock walls between studs (bedroom). The Safe fits flush between the stud opening and gets secured to wall studs. Customer has choice of hanging a picture on a hook "or" have the picture on permanent hinges and a magnetic or snap lock holder. Safes come in: combination, key or digital numeral key pad.
- 5). "Hidden" Wall Niche(s): Cut out sheetrock walls between studs. The Wall Niche fits in between the opening and gets secured to wall studs (made with pine) Please note: this is not a safe, it has shelves to store items like: keys, wallet and medication when you're having guests over. Simply close the door into the snap lock and it's a vertical mirror for dressing (stained or painted)!
- 6). "Attic Ceiling" wooden or aluminum: "Folding Stairways" installed and replaced. Wish you had more storage space for your Christmas decorations, clothes, files, kids' toys etc? Why not install plywood on your attic floor for more square footage, very convenient when you need this items (reinforce floor for extra strength if needed).

My name is Joseph Petralia and been in the construction business now for 40 years. I work on "one job at a time" (Big or Small), so when a job has been completed, I then take the next customer on my list and have a Registered NH Business Trade Name. I am Fully Insured and have lots of Excellent References. Please feel free to contact me on any questions you may have by E-mail. IMPORTANT !!! Please leave your TOWN, PHONE # and a BRIEF DESCRIPTION of your job. Thank you for your time. . . .look forward in hearing from you. . . .Joe