

3500ft2 (, USD)



Location **Idaho**
<https://www.genclassifieds.com/x-563718-z>

Lee & Associates is pleased to represent this Leased Historic Retail Corner Building In Downtow Emmett. A new Roof Was Installed In.



<https://www.genclassifieds.com/x-563718-z>

3500ft2



<https://www.genclassifieds.com/x-563718-z>

3500ft2




<https://www.genclassifieds.com/x-563718-z>

3500ft2




<https://www.genclassifieds.com/x-563718-z>

3500ft2




<https://www.genclassifieds.com/x-563718-z>

3500ft2




<https://www.genclassifieds.com/x-563718-z>

3500ft2




<https://www.genclassifieds.com/x-563718-z>

3500ft2




<https://www.genclassifieds.com/x-563718-z>

3500ft2



<https://www.genclassifieds.com/x-563718-z>

3500ft2



<https://www.genclassifieds.com/x-563718-z>

3500ft2