


Wellcraft 2900 Sportbridge (15000 USD)



2900 SPORT BRIDGE



Large dry storage box under cabin
 Slap in cabin carpet
 Teak galley with 50 bow and stainless steel work
 2 burner stove
 Hanging locker
 Head/copper vent with electric head and shower
 Rod racks in cabin

Hardware & Accessories
 Electric fans
 12 volt lighting
 Trim tabs
 Pressure water system
 Dual batteries with house
 Fly bridge with storage lockers
 Flare eyes
 Heavy duty strainers
 Aluminum rub rail
 Heavy duty stainless prop shafts 1-1/4"
 1 1/2 to 1 ratio gear transmission on engine
 Two heavy duty fuel filters
 Welded aluminum fuel tanks with cross over valves
 2 bilge blower
 2 auto bilge pumps
 Seacock valve on thru hull fittings

OPTIONAL EQUIPMENT:
 Full enclosure for fly bridge air conditioning/heater with shore power - 12,000 BTU
 Alcohol electric stove
 Anchor with power winch
 Dual battery switch
 Capcote/chart lighter
 20 AMP circuit
 Docking lights
 Electric refrigerator with shore power and 12V
 4 KW or 6.5 KW generator
 Hot water heater
 Dual trumpet horns
 Remote control spotlight
 AM/FM Stereo cassette
 Electric wind with holding tank
 Head exhaust vent
 Swing down boarding ladder
 Tank platform
 New wax or wash down
 Fresh water wash down
 60 gallon water tank
 Fresh water cooling for engines
 Hides fire extinguisher system
 Lower helm station
 Sea water strainers (required with fresh water cooling)
 Clock
 Compass (large or small)
 Engine synchronizer
 Hour meter
 Trim tabs

STANDARD EQUIPMENT:
Exterior:
 Stainless steel welded bow rails with pulpit
 Stainless steel deck hardware
 All rails are welded stainless
 All fixtures strapping is DuPont Intron

Interior:
 Cabin windows with screens and drapes
 Dishes become double berth with storage

Heavy duty Bowmar hatch
Self-cleaning cockpit

Interior:
 Cabin windows with screens and drapes
 Dishes become double berth with storage

NOTES:

- More storage than any boat her size
- Bow pulpit standard
- Cleverest fitting with overnight accommodations


SPECIFICATIONS:

| | |
|--------------------|---------------------------------|
| Length | 26' 8" |
| Beam | 10' 4" |
| Draft | 3' |
| Stepping Capacity | 4 |
| Weight | 900 Lbs. |
| Fuel | 20 gallons* |
| Maximum Horsepower | Twin 210 gas Twin 185 diesel |
| Water Capacity | 47 gallons |
| Headline | 14' |

*Extra fuel option available











BULL COLOR OPTIONS:
 Blue, burgundy, brown, black, gray shear on almond or gray hull

EXTERIOR COLORS:
 Backalis or gray



Location **New Hampshire**
<https://www.genclassifieds.com/x-631407-z>

USCG documented 84 Wellcraft 2900 Sportbridge. Motors just updated. Full galley, radar, vhf, color fishfinder, chart recorder. \$15K Possible trade down to 25' twin inboard express w.

| | | | | | | | | | |
|--|---|---|---|--|---|---|---|---|---|
|  <p>https://www.genclassifieds.com/x-631407-z</p> <p>Wellcraft 2900 Sportbridge</p> |  <p>https://www.genclassifieds.com/x-631407-z</p> <p>Wellcraft 2900 Sportbridge</p> |  <p>https://www.genclassifieds.com/x-631407-z</p> <p>Wellcraft 2900 Sportbridge</p> |  <p>https://www.genclassifieds.com/x-631407-z</p> <p>Wellcraft 2900 Sportbridge</p> |  <p>https://www.genclassifieds.com/x-631407-z</p> <p>Wellcraft 2900 Sportbridge</p> |  <p>https://www.genclassifieds.com/x-631407-z</p> <p>Wellcraft 2900 Sportbridge</p> |  <p>https://www.genclassifieds.com/x-631407-z</p> <p>Wellcraft 2900 Sportbridge</p> |  <p>https://www.genclassifieds.com/x-631407-z</p> <p>Wellcraft 2900 Sportbridge</p> |  <p>https://www.genclassifieds.com/x-631407-z</p> <p>Wellcraft 2900 Sportbridge</p> |  <p>https://www.genclassifieds.com/x-631407-z</p> <p>Wellcraft 2900 Sportbridge</p> |
|--|---|---|---|--|---|---|---|---|---|